



Emergency-Stop Buttons

Overview



Emergency-stops with illuminated status indication active/inactive

Before the standard DIN EN ISO 13850:2015 came into force, an inactive emergency-stop had to be covered or locked away in order to prevent the inactive emergency-stop from being activated unintentionally in the event of danger. In practice, however, this is not always easily feasible or, at the worst, even is ignored. An erroneous operation of the inactive emergency-stop could then have catastrophic results. The standard DIN EN ISO 13850:2015 now also allows that the red colouring of the emergency-stop button may be realised by the illumination. This option has been implemented by Schlegel for its active/inactive emergency-stops.

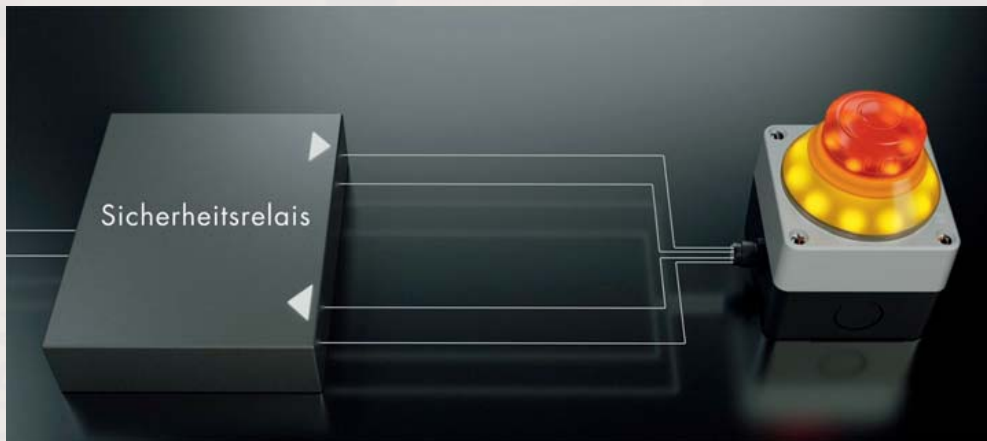
The functional principle is as follows: If the plant part equipped with the fix mounted emergency-stop – for example as a module of a production line – is in operation, the actuator is active and signals its readiness for operation by a red illumination. If the module is disconnected from the production line, the emergency-stop is inactive, no longer illuminated and remains grey. Thus, in case of emergency an inadvertent operation of the inactive emergency-stop is being significantly reduced, as it is no longer identified as an emergency-stop. The Schlegel active/inactive emergency-stops fulfil the requirements of the standard DIN EN ISO 13850:2015.

Active illuminated emergency-stops, like e.g. SIL_QRBDUVOOM125, are additionally equipped with an integrated diagnostic unit. It steadily monitors the illumination status and thus ensures the perceptibility of an active emergency-stop. If there is a total or only partial failure of the illumination, the emergency-stop signal is activated automatically and the installation is put into a safe state.

The active illuminated emergency-stop buttons are available for the following panel cut-outs:

- Ø 16.2 mm
- Ø 22.3 mm
- plug & play solution in an enclosure with mounting plate and M12 connector for a quick and easy installation

Functional principle of SIL_QRBDUVOOM125 with diagnostic unit



Functional principle of SIL_QRBDUVOOM125 with diagnostic unit



Quick perceptibility in active condition

... what is it for?

According to the previous valid standard DIN EN ISO 13850:2015 an inactive emergency-stop had to be covered in order to avoid any mix-up in case of emergency. In practice, however, this is not always easily feasible or, at the worst, even is ignored. An erroneous operation of the inactive emergency-stop could then have catastrophic results.

- a mix-up of active and inactive emergency-stops can be excluded
- inactive emergency-stops must no longer be covered or locked away
- very good visibility, even in case of poor light conditions


Safe and optically appealing emergency-stop buttons

The user can choose from a wide range of TÜV certified emergency-stop buttons of Schlegel for panel cut-outs of different shapes and dimensions (16.2 mm, 22.3 mm, 30.5 mm ...) which can be combined with both, the standard and ASi contact blocks. The emergency-stop buttons are well-known for their modern and attractive design combining mechanical robustness and outstanding functionality, featuring e.g. a clearly visible switching position indicator, a twist release (in either direction) or pull release and tightness from IP65 up to IP69K, depending on the model.

Safety contact blocks for emergency-stop buttons

Even redundant, safe emergency-stop chains are ineffective unless the contact block is accurately connected with the emergency-stop button. The **safety contact blocks** for emergency-stops of Schlegel Elektrokontakt are the response to this danger that may occur e.g. as a result of a negligent assembly or a mechanical damage. The safety contact blocks for emergency-stops acc. to EN60947-5-5 and EN13850 ensure that in such a situation the emergency function is automatically activated and the installation is put into a safe state. It can only be restarted after successful trouble-shooting.

The contact blocks are available as a one or two channel solution with screw connections, Faston terminals, Cage-Clamp or push-in connection and do have positive opening contacts acc. to IEC60947-5-1. The high-quality contact elements allow a reliable switching even in case of low currents (5mA at 24V or less). They are available as conventional contact blocks as well as for AS-Interface (Safety@Work).


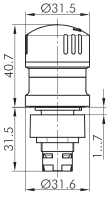

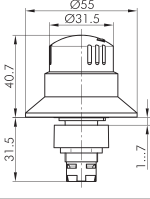

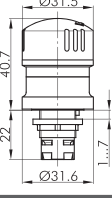

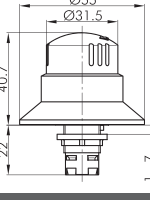

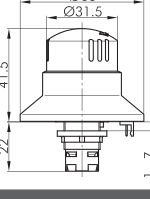

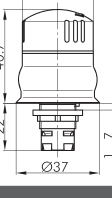

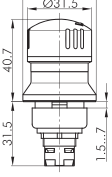



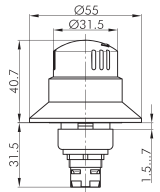

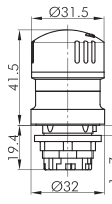

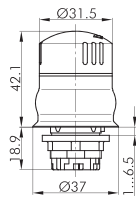

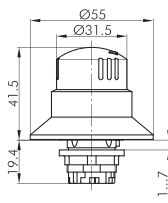

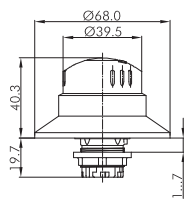

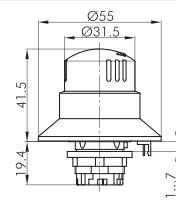

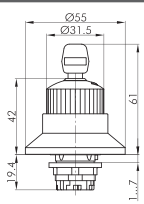
Automatic switch off on separation of the contact block from the emergency-stop button


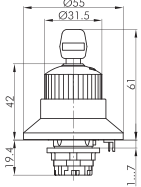

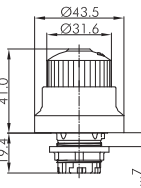

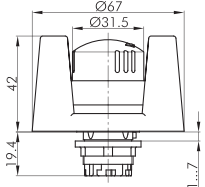

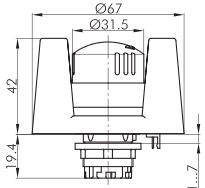

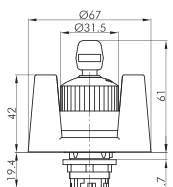

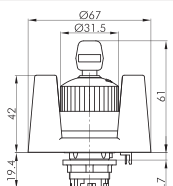

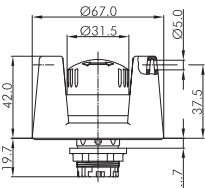
Enclosure-mounted emergency-stop and reset button


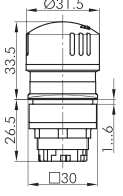

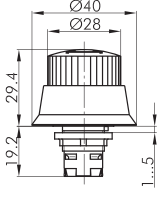

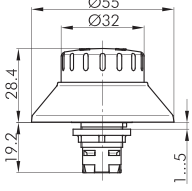

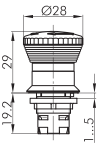

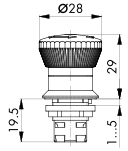

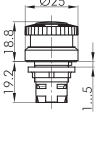

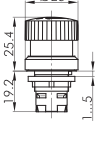
Pre-assembled emergency-stop and reset buttons of Schlegel are available in many different versions, there is a solution for every application.


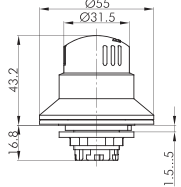

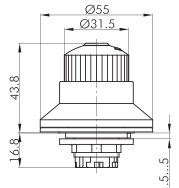

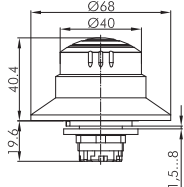

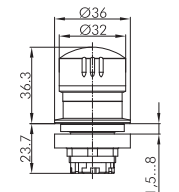

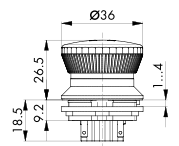

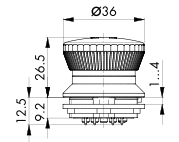

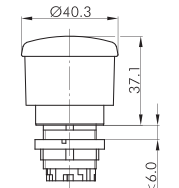



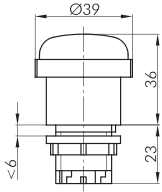

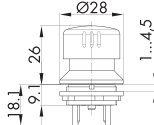

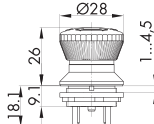

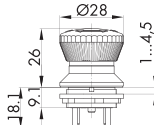

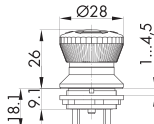

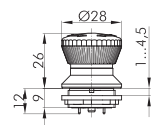

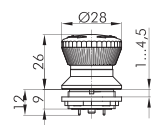
		Panel cut-out	Degree of protection	Switching position indicator	Release	Illumination	TÜV tested	UL/CSA	Faston terminals	Screw connections	PCB-mount terminals	Cage-Clamp connections	M12-connections	AS-Interface
Emergency-stop head RXJUV		EN 60947-5-1, EN 60947-5-5, EN ISO 13850												
		Ø 22.3 mm	IP65	X	twist right or left		X	X	X		X			X
Emergency-stop head RXJBUV		EN 60947-5-1, EN 60947-5-5, EN ISO 13850												
		Ø 22.3 mm	IP65	X	twist right or left		X	X	X		X			X
Emergency-stop head RXUV		EN 60947-5-1, EN 60947-5-5, EN ISO 13850												
		Ø 16.2 mm	IP65	X	twist right or left		X		X		X			X
Emergency-stop head RXBUV		EN 60947-5-1, EN 60947-5-5, EN ISO 13850												
		Ø 16.2 mm	IP65	X	twist right or left		X		X		X			X
Illuminated emergency-stop head RXBLUV		EN 60947-5-1, EN 60947-5-5, EN ISO 13850												
		Ø 16.2 mm	IP65	X	twist right or left	X	X		X		X			X
Emergency-stop head for hygienic applications RXUVP		EN 60947-5-1, EN 60947-5-5, EN ISO 13850												
		Ø 16.2 mm	IP66 / IP69K		twist right or left		X	X	X		X			X
Emergency-stop head QXJUV		EN 60947-5-1, EN 60947-5-5, EN ISO 13850												
		24 x 24 mm	IP65	X	twist right or left		X		X		X			X


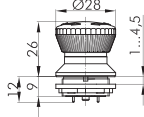

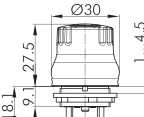

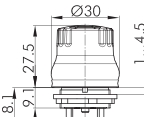

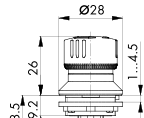

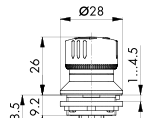

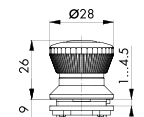

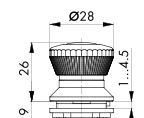
			Panel cut-out	Degree of protection	Switching position indicator	Release	Illumination	TÜV tested	UL/CSA	Faston terminals	Screw connections	PCB-mount terminals	Cage-Clamp connections	M12-connections	AS-Interface
Emergency-stop head with anti-lock collar QXJBUV		EN 60947-5-1, EN 60947-5-5, EN ISO 13850													
		24 x 24 mm	IP65	X		twist right or left		X		X		X			X
Emergency-stop head QRUV		EN 60947-5-1, EN 60947-5-5, EN ISO 13850													
		Ø 22.3 mm	IP65 / IP67 / IP69K	X		twist right or left		X	X		X		X		X
Emergency-stop head for hygienic applications QRUPV		EN 60947-5-1, EN 60947-5-5, EN ISO 13850													
		Ø 22.3 mm	IP66 / IP69K			twist right or left		X	X		X		X		X
Emergency-stop head QRBUV		EN 60947-5-1, EN 60947-5-5, EN ISO 13850													
		Ø 22.3 mm	IP65 / IP67 / IP69K	X		twist right or left		X	X		X		X		X
Emergency-stop head QRBUV70		EN 60947-5-1, EN 60947-5-5, EN ISO 13850													
		Ø 22.3 mm	IP65	X		twist right or left		X	X		X		X		X
Illuminated emergency-stop head QRBLUV		EN 60947-5-1, EN 60947-5-5, EN ISO 13850													
		Ø 22.3 mm	IP65	X		twist right or left	X	X	X		X		X		X
Emergency-stop head QRBUVSE		EN 60947-5-1, EN 60947-5-5, EN ISO 13850													
		Ø 22.3 mm	IP66	X		key release		X	X		X		X		X


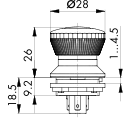

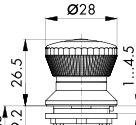

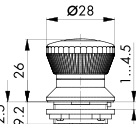

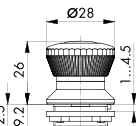

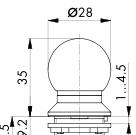

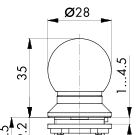

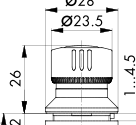
		Panel cut-out	Degree of protection	Switching position indicator	Release	Illumination	TUV tested	UL/CSA	Faston terminals	Screw connections	PCB-mount terminals	Cage-Clamp connections	M12-connections	AS-Interface
Illuminated emergency-stop head QRBLUVSE		EN 60947-5-1, EN 60947-5-5, EN ISO 13850												
		Ø 22.3 mm	IP65	X	key release	X	X	X	X	X	X	X	X	X
Emergency-stop head QRBUVSE43		EN 60947-5-1, EN 60947-5-5, EN ISO 13850												
		Ø 22.3 mm	IP66	X	key release					X		X		X
Emergency-stop head with protective shroud QRSKUV		EN 60947-5-1, EN 60947-5-5, EN ISO 13850												
		Ø 22.3 mm	IP65 / IP69k	X	twist right or left		X	X		X		X		X
Emergency-stop head with illuminated protective shroud QRSKLUV		EN 60947-5-1, EN 60947-5-5, EN ISO 13850												
		Ø 22.3 mm	IP65	X	twist right or left	X	X	X		X		X		
Emergency-stop head with protective shroud QRSKUVSE		EN 60947-5-1, EN 60947-5-5, EN ISO 13850												
		Ø 22.3 mm	IP66	X	key release		X	X		X		X		X
Emergency-stop head with illuminated protective shroud QRSKLUVSE		EN 60947-5-1, EN 60947-5-5, EN ISO 13850												
		Ø 22.3 mm	IP65	X	key release	X	X	X		X		X		
Emergency-stop head QRSKUV_556		EN 60947-5-1, EN 60947-5-5, EN ISO 13850												
		Ø 22.3 mm	IP65 / IP69k	X	twist right or left					X		X		X


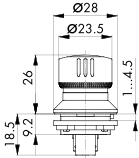

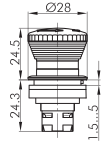

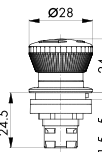

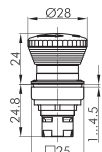

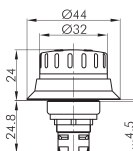

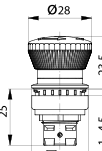

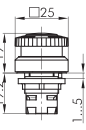
				Panel cut-out	Degree of protection	Switching position indicator	Release	Illumination	TÜV tested	UL/CSA	Faston terminals	Screw connections	PCB-mount terminals	Cage-Clamp connections	MT2-connections	AS-Interface
Emergency-stop head QRJUV		EN 60947-5-1, EN 60947-5-5, EN ISO 13850														
		26 x 26 mm	IP65	X			twist right or left		X			X		X		X
Emergency-stop head RKUV40		EN 60947-5-1, EN 60947-5-5, EN ISO 13850														
		Ø 16.2 mm	IP65 / IP67						X	X	X	X	X		X	
Emergency-stop head RKUV32		EN 60947-5-1, EN 60947-5-5, EN ISO 13850														
		Ø 16.2 mm	IP65	X					X	X	X	X	X		X	X
Emergency-stop head RKUV28		EN 60947-5-1, EN 60947-5-5, EN ISO 13850														
		Ø 16.2 mm	IP65 / IP67 / IP69K	X					X	X	X	X	X		X	X
Illuminated emergency-stop head RKVL28		EN 60947-5-1, EN 60947-5-5, EN ISO 13850														
		Ø 16.2 mm	IP65 / IP67	X				X	X	X	X	X	X		X	
Illuminated emergency-stop head RKVGB		EN 60947-5-1, EN 60947-5-5, EN ISO 13850														
		Ø 16.2 mm	IP65 / IP67					X	X	X	X	X	X		X	
Emergency-stop head RKUVGB		EN 60947-5-1, EN 60947-5-5, EN ISO 13850														
		Ø 16.2 mm	IP65 / IP67						X	X	X	X	X		X	


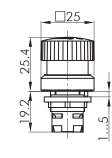

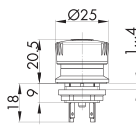

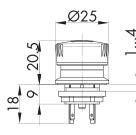

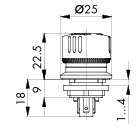

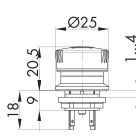

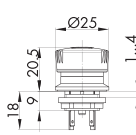

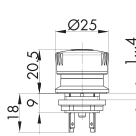
		Panel cut-out	Degree of protection	Switching position indicator	Release	Illumination	TUV tested	UL/CSA	Faston terminals	Screw connections	PCB-mount terminals	Cage-Clamp connections	M12-connections	AS-Interface
Emergency-stop head KRBUV		EN 60947-5-1, EN 60947-5-5, EN ISO 13850												
		Ø 30.5 mm	IP65	X	twist right or left		X			X		X		X
Emergency-stop head KRBUVSE		EN 60947-5-1, EN 60947-5-5, EN ISO 13850												
		Ø 30.5 mm	IP65	X	key release					X		X		X
Emergency-stop head KRBUV70		EN 60947-5-1, EN 60947-5-5, EN ISO 13850												
		Ø 30.5 mm	IP65	X	twist right or left		X	X		X		X		X
Emergency-stop head KRJUV		EN 60947-5-1, EN 60947-5-5, EN ISO 13850												
		Ø 30.5 mm	IP65 / IP67	X	twist right or left		X	X		X		X		X
Emergency-stop 1NC KRVK40		EN 60947-5-1, EN 60947-5-5, EN ISO 13850												
		Ø 30.5 mm	IP65	X	twist right or left		X	X	X					
Emergency-stop 1NC KRVK40P		EN 60947-5-1, EN 60947-5-5, EN ISO 13850												
		Ø 30.5 mm	IP65	X	twist right or left		X	X			X			
Emergency braking head with inscription DXRVS40SS		EN 60947-5-1, EN 60947-5-5, EN ISO 13850, EN 81-2 Abschnitt 15												
		Ø 22.3 mm	IP65	X	pull		X			X		X		


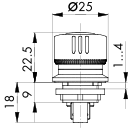

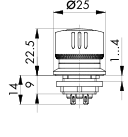

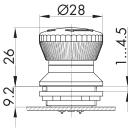

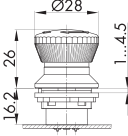

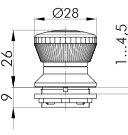

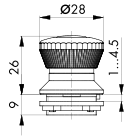

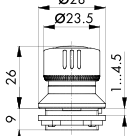
			Panel cut-out	Degree of protection	Switching position indicator	Release	Illumination	TÜV tested	UL/CSA	Faston terminals	Screw connections	PCB-mount terminals	Cage-Clamp connections	M12-connections	AS-Interface
Emergency braking head with arrow DXRV39PF					EN 60947-5-1, EN 60947-5-5, EN ISO 13850, EN 81-2 Abschnitt 15										
		Ø 22.3 mm	IP65	X		twist		X			X		X		
Emergency-stop made of aluminium for robust applications FRVKALOOI					EN 60947-5-1, EN 60947-5-5, EN ISO 13850										
		Ø 22.3 mm	IP65 / IP67	X		twist right or left		X	X	X					
Emergency-stop 2NC FRVKOO					EN 60947-5-1, EN 60947-5-5, EN ISO 13850										
		Ø 22.3 mm	IP65 / IP67	X		twist right or left		X	X	X					
Emergency-stop 2NC+1NO FRVKOOI					EN 60947-5-1, EN 60947-5-5, EN ISO 13850										
		Ø 22.3 mm	IP65 / IP67	X		twist right or left		X	X	X					
Illuminated emergency-stop FRVKLOO					EN 60947-5-1, EN 60947-5-5, EN ISO 13850										
		Ø 22.3 mm	IP65 / IP67	X		twist right or left	X	X	X	X					
Emergency-stop 2NC FRVKOOP					EN 60947-5-1, EN 60947-5-5, EN ISO 13850										
		Ø 22.3 mm	IP65 / IP67	X		twist right or left		X	X			X			
Emergency-stop 2NC+1NO FRVKOOIP					EN 60947-5-1, EN 60947-5-5, EN ISO 13850										
		Ø 22.3 mm	IP65 / IP67	X		twist right or left		X	X			X			


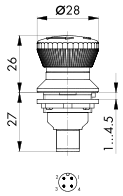

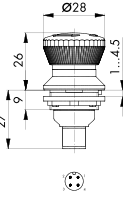

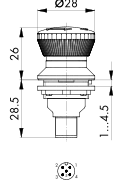

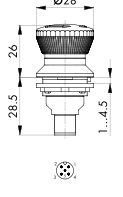

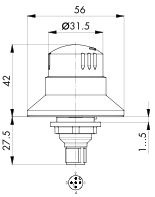

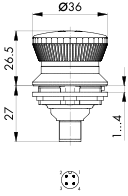

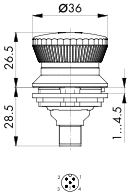
		Panel cut-out	Degree of protection	Switching position indicator	Release	Illumination	TÜV tested	UL/CSA	Faston terminals	Screw connections	PCB-mount terminals	Cage-Clamp connections	M12-connections	AS-Interface
Illuminated emergency-stop FRVKLOOP		EN 60947-5-1, EN 60947-5-5, EN ISO 13850												
		Ø 22.3 mm	IP65 / IP67	X	twist right or left	X	X	X			X			
Emergency-stop for hygienic applications 2NC FRVKPOO		EN 60947-5-1, EN 60947-5-5, EN ISO 13850												
		Ø 22.3 mm	IP66 / IP67 / IP69K *1)		twist right or left		X	X	X					
Emergency-stop for hygienic applications 2NC+1NO FRVKPOOI		EN 60947-5-1, EN 60947-5-5, EN ISO 13850												
		Ø 22.3 mm	IP66 / IP67 / IP69K *1)		twist right or left		X	X	X					
Active illuminated emergency-stop with status indication active (illuminated) / inactive (non-illuminated) FRVKDOO_RO		ISO 13850:2015(E), EN ISO 13850:2015(D), DIN EN ISO 13850:2016-05												
		Ø 22.3 mm	IP65 / IP67	X	twist right or left	X	X	X	X					
Emergency-stop with status indication active (illuminated) / inactive (non-illuminated) FRVKDOI_RO		ISO 13850:2015(E), EN ISO 13850:2015(D), DIN EN ISO 13850:2016-05												
		Ø 22.3 mm	IP65 / IP67	X	twist right or left	X	X	X	X					
Emergency-stop FRPVKO		EN 60947-5-1, EN 60947-5-5, EN ISO 13850												
		Ø 22.3 mm	IP65 / IP67	X	pull		X	X	X					
Emergency-stop FRPVKOO		EN 60947-5-1, EN 60947-5-5, EN ISO 13850												
		Ø 22.3 mm	IP65 / IP67	X	pull		X	X	X					


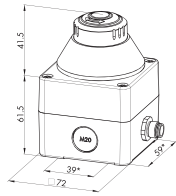

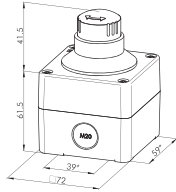

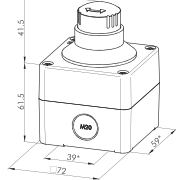

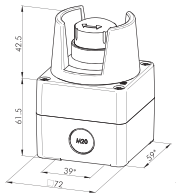

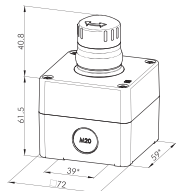

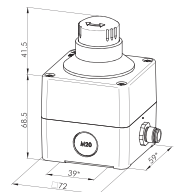

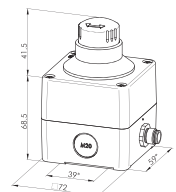
			Panel cut-out	Degree of protection	Switching position indicator	Release	Illumination	TÜV tested	UL/CSA	Faston terminals	Screw connections	PCB-mount terminals	Cage-Clamp connections	M12-connections	AS-Interface
Emergency-stop FRPVKOOI		EN 60947-5-1, EN 60947-5-5, EN ISO 13850													
		Ø 22.3 mm	IP65 / IP67	X		pull		X	X	X					
Illuminated emergency-stop FRPVKLOO		EN 60947-5-1, EN 60947-5-5, EN ISO 13850													
		Ø 22.3 mm	IP65 / IP67	X		pull	X	X	X	X					
Emergency-stop FRPVKOO P		EN 60947-5-1, EN 60947-5-5, EN ISO 13850													
		Ø 22.3 mm	IP65 / IP67	X		pull		X	X			X			
Emergency-stop FRPVKOOIP		EN 60947-5-1, EN 60947-5-5, EN ISO 13850													
		Ø 22.3 mm	IP65 / IP67	X		pull		X	X			X			
Emergency-stop, spherical shape FRPKVKOO		EN 60947-5-1, EN 60947-5-5, EN ISO 13850													
		Ø 22.3 mm	IP65 / IP67	X		pull		X	X	X					
Emergency-stop, spherical shape FRPKVKOOI		EN 60947-5-1, EN 60947-5-5, EN ISO 13850													
		Ø 22.3 mm	IP65 / IP67	X		pull		X	X	X					
Emergency-stop with cylindrical head FRPVKOOI_698		EN 60947-5-1, EN 60947-5-5, EN 60068, EN ISO 13850													
		Ø 22.3 mm	IP65	X		pull		X	X	X					


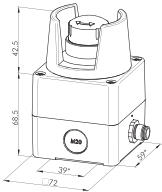

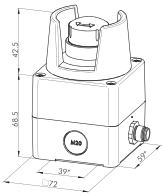

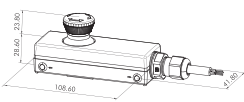

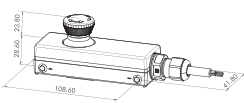

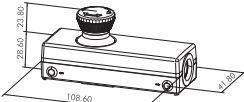



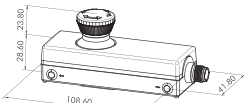
		Panel cut-out	Degree of protection	Switching position indicator	Release	Illumination	TUV tested	UL/CSA	Faston terminals	Screw connections	PCB-mount terminals	Cage-Clamp connections	M12-connections	AS-Interface
Emergency-stop with cylindrical head FRPVKOO 698		EN 60947-5-1, EN 60947-5-5, EN 60068, EN ISO 13850												
		Ø 22.3 mm	IP65	X	pull		X	X	X					
Emergency-stop head RRJUV		EN 60947-5-1, EN 60947-5-5, EN ISO 13850												
		Ø 22.3 mm	IP66 / IP67 / IP69K	X	twist right or left		X	X	X	X	X		X	X
Illuminated emergency-stop head RRJVL		EN 60947-5-1, EN 60947-5-5, EN ISO 13850												
		Ø 22.3 mm	IP65 / IP67	X	twist right or left	X	X	X	X		X		X	
Emergency-stop head OKJUV		EN 60947-5-1, EN 60947-5-5, EN ISO 13850												
		23 x 23 mm	IP65 / IP67	X	twist right or left		X	X	X	X	X		X	X
Emergency-stop head OKJBUV		EN 60947-5-1, EN 60947-5-5, EN ISO 13850												
		23 x 23 mm	IP65 / IP67	X	twist right or left		X	X	X	X	X		X	X
Illuminated emergency-stop head OKJVL		EN 60947-5-1, EN 60947-5-5, EN ISO 13850												
		23 x 23 mm	IP65 / IP67	X	twist right or left	X	X		X		X		X	
Illuminated emergency-stop head OKVGB		EN 60947-5-1, EN 60947-5-5, EN ISO 13850												
		Ø 16.2 mm	IP65 / IP67		twist right or left	X		X	X	X	X		X	


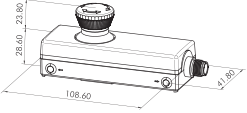

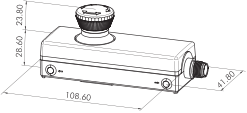

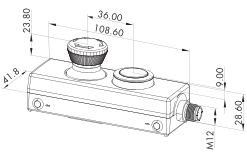

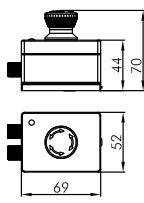

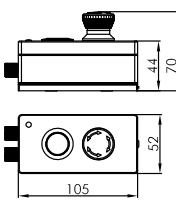

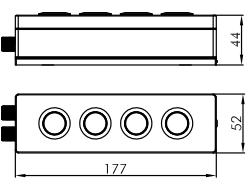
			Panel cut-out	Degree of protection	Switching position indicator	Release	Illumination	TÜV tested	UL/CSA	Faston terminals	Screw connections	PCB-mount terminals	Cage-Clamp connections	MT2-connections	AS-Interface
Emergency-stop head OKUVGB		EN 60947-5-1, EN 60947-5-5, EN ISO 13850													
		Ø 16.2 mm	IP65 / IP67			twist right or left		X	X	X	X	X		X	
Emergency-stop - 2NC YVOO		EN 60947-5-1, EN 60947-5-5, EN ISO 13850													
		Ø 16.2 mm	IP65 / IP67 / IP69K	X		twist right or left		X	X	X					
Emergency-stop - 2NC+1 YVOOI		EN 60947-5-1, EN 60947-5-5, EN ISO 13850													
		Ø 16.2 mm	IP65 / IP67 / IP69K	X		twist right or left		X	X	X					
Active illuminated emergency-stop with status indication active (illuminated) / inactive (non-illuminated) YVDOO_R0		ISO 13850:2015(E), EN ISO 13850:2015(D), DIN EN ISO 13850:2016-05													
		Ø 16.2 mm	IP65 / IP67	X		twist right or left	X	X	X	X					
Emergency-stop - 1NC YVO		EN 60947-5-1, EN 60947-5-5, EN ISO 13850													
		Ø 16.2 mm	IP65 / IP67	X		twist right or left		X	X	X					
Illuminated emergency-stop - 1NC YVLO		EN 60947-5-1, EN 60947-5-5, EN ISO 13850													
		Ø 16.2 mm	IP65 / IP67 / IP69K	X		twist right or left	X	X	X	X					
Illuminated emergency-stop - 2NC YVLOO		EN 60947-5-1, EN 60947-5-5, EN ISO 13850													
		Ø 16.2 mm	IP65 / IP67 / IP69K	X		twist right or left	X	X	X	X					

		Panel cut-out	Degree of protection	Switching position indicator	Release	Illumination	TÜV tested	UL/CSA	Faston terminals	Screw connections	PCB-mount terminals	Cage-Clamp connections	M12-connections	AS-Interface
Emergency-stop - 2 NC with pull release YPVOO		EN 60947-5-1, EN 60947-5-5, EN ISO 13850												
		Ø 16.2 mm	IP65 / IP67 / IP69K	X	pull		X	X	X					
Emergency-stop - 2 NC with pull release YPVOOH		EN 60947-5-1, EN 60947-5-5, EN ISO 13850												
		Ø 16.2 mm	IP65 / IP67 / IP69K	X	pull		X	X						
Emergency-stop head for 9.2 mm mounting depth FRVK		EN 60947-5-1, EN 60947-5-5, EN ISO 13850												
		Ø 22.3 mm	IP65 / IP67	X	twist right or left		X	X			X			
Emergency-stop head for 16.2 mm mounting depth FRVKZ		EN 60947-5-1, EN 60947-5-5, EN ISO 13850												
		Ø 22.3 mm	IP65 / IP67	X	twist right or left		X	X			X			
Emergency-stop for mounting depth 9 mm FRPVK		EN 60947-5-1, EN 60947-5-5, EN ISO 13850												
		Ø 22.3 mm	IP65 / IP67	X	pull		X	X			X			
Emergency-stop for mounting depth 16.2 mm FRPVKZ		EN 60947-5-1, EN 60947-5-5, EN ISO 13850												
		Ø 22.3 mm	IP65 / IP67	X	pull		X	X			X			
Emergency-stop head with cylindrical head FRPVK_698		EN 60947-5-1, EN 60947-5-5, EN 60068, EN ISO 13850												
		Ø 22.3 mm	IP65	X	pull		X	X			X			

		Panel cut-out	Degree of protection	Switching position indicator	Release	Illumination	TÜV tested	UL/CSA	Faston terminals	Screw connections	PCB-mount terminals	Cage-Clamp connections	M12-connections	AS-Interface
Emergency-stop with 4-pole M12 connector FRVKOO_C001 EN 60947-5-1, EN 60947-5-5, EN ISO 13850														
		Ø 22.3 mm	IP65 / IP67 (in the front); IP65 / IP67 (on the rear with plugged-in M12 connector)	X	twist right or left		X	X					X	
Emergency-stop with 4-pole M12 connector FRVKO_C006 EN 60947-5-1, EN 60947-5-5, EN ISO 13850														
		Ø 22.3 mm	IP65 / IP67 (in the front); IP65 / IP67 (on the rear with plugged-in M12 connector)	X	twist right or left		X	X					X	
Emergency-stop with 5-pole M12 connector AIDA FRVKOO_C111 EN 60947-5-1, EN 60947-5-5, EN ISO 13850														
		Ø 22.3 mm	IP65 / IP67 (in the front); IP65 / IP67 (on the rear with plugged-in M12 connector)	X	twist right or left		X	X					X	
Emergency-stop with 5-pole M12 connector AIDA FRVKOOI_C112 EN 60947-5-1, EN 60947-5-5, EN ISO 13850														
		Ø 22.3 mm	IP65 / IP67 (in the front); IP65 / IP67 (on the rear with plugged-in M12 connector)	X	twist right or left		X	X					X	
Illuminated emergency-stop QRBLUVOOI_C1190														
		Ø 22.3 mm	IP54	X	twist right or left	X	X	X					X	
Emergency-stop with 4-pole M12 connector - panel cut-out Ø30.5mm KRVKOO_C001 EN 60947-5-1, EN 60947-5-5, EN ISO 13850														
		Ø 30.5 mm	IP65 (in the front, on the rear with plugged-in M12 connector)	X	twist right or left		X	X					X	
Emergency-stop with 5-pole M12 connector KRVKOOI_C112 EN 60947-5-1, EN 60947-5-5, EN ISO 13850														
		Ø 30.5 mm	IP65 (in the front, on the rear with plugged-in M12 connector)	X	twist right or left		X	X					X	

			Panel cut-out	Degree of protection	Switching position indicator	Release	Illumination	TÜV tested	UL/CSA	Faston terminals	Screw connections	PCB-mount terminals	Cage-Clamp connections	M12-connections	AS-Interface
Active illuminated emergency-stop with status indication active (illuminated) / inactive (non-illuminated) with diagstic unit SIL_QRBDUVOOM125 EN 60204-1, EN ISO 13849-1, EN ISO 13850, EN 60947-5-5															
				IP65			X							X	
Emergency-stop control station SIL_QRBUVOO EN 60947-5-1, EN 60947-5-5, EN ISO 13850															
				IP65	X										
Emergency-stop control station, illuminated SIL_QRBLUVOO EN 60947-5-1, EN 60947-5-5, EN ISO 13850															
				IP65	X		X								
Emergency-stop control station SIL_QRSKUVOO EN 60947-5-1, EN 60947-5-5, EN ISO 13850															
				IP65	X										
Emergency-stop control station for hygienic application SIL_QRUVPOO EN 60947-5-1, EN 60947-5-5, EN ISO 13850															
				IP66 / IP69K											
Emergency-stop control station with M12 connector - 2NC SIL_QRBUVOO_M12 EN 60947-5-1, EN 60947-5-5, EN 60068, EN ISO 13850															
				IP65	X									X	
Emergency-stop control station with M12 connector - 2NC+1NO SIL_QRBUVOOI_M12 EN 60947-5-1, EN 60947-5-5, EN 60068, EN ISO 13850															
				IP65	X									X	

			Panel cut-out	Degree of protection	Switching position indicator	Release	Illumination	TÜV tested	UL/CSA	Faston terminals	Screw connections	PCB-mount terminals	Cage-Clamp connections	M12-connections	AS-Interface
Emergency-stop control station with M12 connector - 2NC SIL_QRSKUV00_M12															
				IP65	X	twist right or left								X	
Emergency-stop control station with M12 connector - 2NC+1NO SIL_QRSKUV00IM12 EN 60947-5-1, EN 60947-5-5, EN 60068, EN ISO 13850															
				IP65	X	twist right or left								X	
minibox with lateral cable entry M16 and illuminated emergency-stop MBP_FRVKLOO EN60947-1/5-5															
				IP65	X	twist right or left	X	X	X						
minibox with lateral cable entry M16 MBP_FRVKOO EN60947-1/5-5															
				IP65	X	twist right or left		X	X						
minibox with bottom-side cable entry M20 and illuminated emergency-stop MBW_FRVKLOO EN60947-1/5-5															
				IP65	X	twist right or left	X	X	X						
minibox with bottom-side cable entry M20 MBW_FRVKOO EN60947-1/5-5															
				IP65	X	twist right or left		X	X						
minibox with M12 cable entry (4 poles) MBM124_FRVKOO EN60947-1/5-5															
				IP65	X	twist right or left		X	X					X	

		Panel cut-out	Degree of protection	Switching position indicator	Release	Illumination	TÜV tested	UL/CSA	Faston terminals	Screw connections	PCB-mount terminals	Cage-Clamp connections	M12-connections	AS-Interface
minibox with M12 cable entry (8 poles) MBM128_FRVKOOI EN60947-1/5-5														
			IP65	X	twist right or left		X	X					X	
minibox with M12 cable entry (8 poles) and illuminated emergency-stop MBM128_FRVKLOO EN60947-1/5-5														
			IP65	X	twist right or left	X	X	X					X	
minibox with M12 cable entry (8 poles) with emergency-stop and pushbutton MBM128_OITI EN60947-1/5-5														
			IP65	X	twist right or left		X	X					X	
Enclosure with AS-i interface emergency-stop PXA1M1010														
			IP65	X	Rechts- und Linksdrehung								X	
Enclosure for IO-Link interface pushbutton and emergency-stop PXI2M1006														
			IP65	X	Rechts- und Linksdrehung								X	
Enclosure with M12 connector 4 pushbuttons PXM4M0004														
			IP65	X	Rechts- und Linksdrehung								X	





Georg Schlegel GmbH & Co. KG
Kapellenweg 4
88525 Dürmentingen / Germany

☎ +49 7371 502-0
📠 +49 7371 502 49
@ info@schlegel.biz
🌐 www.schlegel.biz



Subsidiaries:

Schlegel Elektrokontakt GmbH
Schönbachstr. 93
04299 Leipzig / **Germany**

Tel.: +49 341 86872-0
Fax: +49 341 86872 43
E-Mail: leipzig@schlegel.biz
www.schlegel.biz

Georg Schlegel Vertriebs Ges.mbH
Samuel Morse-Straße 7
2700 Wiener Neustadt / **Austria**

Tel.: +43 2622 81313
Fax: +43 2622 81313-19
E-Mail: schlegel@schlegel.at
www.schlegel.at