

Data sheet

Art.No.: R1.190.1110.0

Configurable control component SP-COP1-A DC 24V

samosPRO-Compact module, 20 safe inputs, 4 safe outputs, USB-Interface,
Pluggable screw-terminals



Art.No.	R1.190.1110.0
EAN	4049088257742
Order Unit	1

Certificates / Approvals



Technical data

General

Suited for safety functions	Yes
Number of HW-interfaces industrial Ethernet	0
Number of HW-interfaces USB	1
Supporting protocol for EtherNet/IP	No
Supporting MODBUS protocol	No
Supporting protocol for PROFINET IO	No
Supporting TCP/IP protocol	Yes
SIL according to IEC 61508	3
Type of data transmission	Serial
Networkability	No
Erweiterbar	Yes
Programmable	Yes
In-/outputs configurable	Yes

Connection Data

Type of electric connection	Screw connection
Detachable clamps	Yes

Application

With automatic closing	Yes
Function contactless working protection installation	Yes
Function operating mode selection	Yes
Function emergency stop	Yes
Function contactor monitoring	Yes

Function restart blockage	Yes
Function acces control	Yes
Function affirm pushbutton	Yes
Function 2-hand switching	Yes
On delay timer	Yes
Off delay timer	Yes

Output circuit

Number of outputs	4
Output current	4 A
Short-circuit protection, outputs	Yes
Type of digital output	Transistor
Min. allowed output voltage	16.2 V
Max. allowed output voltage	30 V
Number of digital outputs, integrated	4

Control circuit

Min. rated DC voltage for controls	15.6 V
Max. rated DC voltage for controls	30 V
Number of inputs	20
Input current with signal 1	2.3 mA
Permitted voltage at input	30 V

Supply circuit

Min. supply voltage	16.8 V
Max. supply voltage	30 V

Dimensions

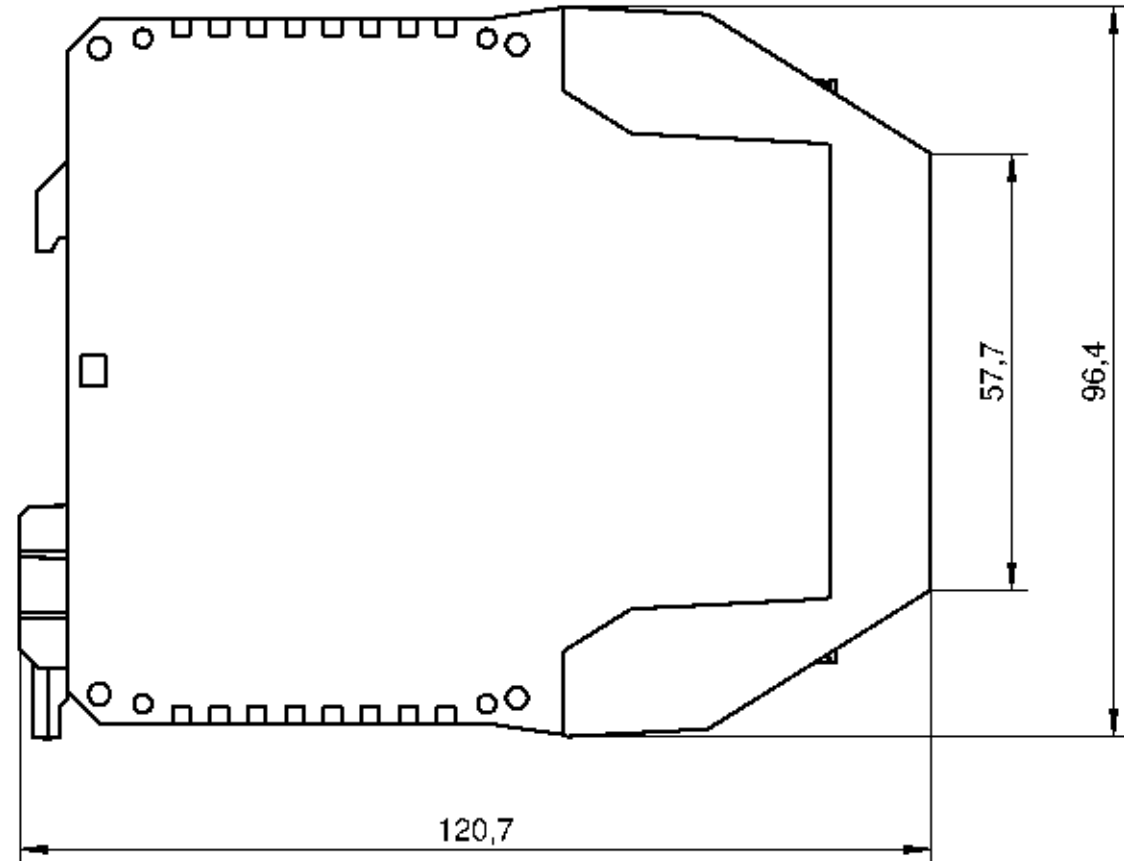
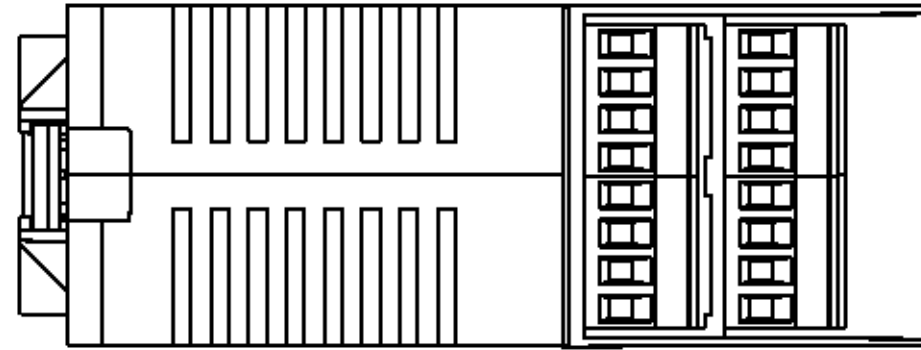
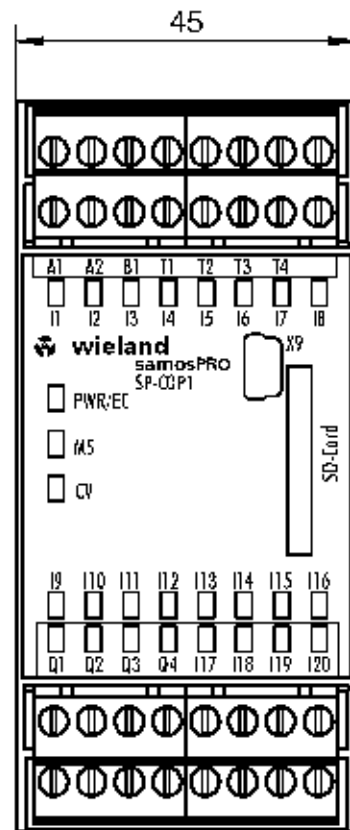
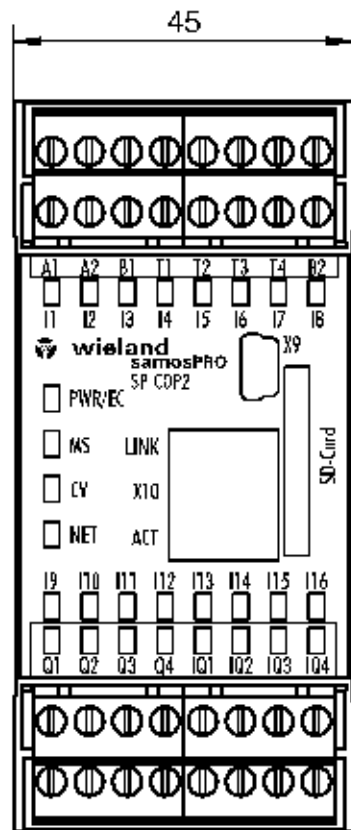
Depth	115 mm
Width	45 mm
Height	96 mm

Classification

ECLASS 8.1	27243101
ETIM 7.0	EC002538
ETIM 6.0	EC002538
ETIM 5.0	EC002538
ETIM 4.0	EC002538

Safety parameters

Category (ISO 13849-1)	4
PL (ISO 13849-1)	Level e
SIL _{Cl} (IEC 62061)	3
HFT	1
T _M	20 a
Note	More safety characteristics can be found in the manual.



Teile-Nr. / Part-No.	Typ / Type
R1.190.1110.0	SP-COP1-A
R1.190.1130.0	SP-COP1-P-A
R1.190.1210.0	SP-COP2-EN-A
R1.190.1230.0	SP-COP2-EN-P-A
R1.190.1310.0	SP-COP2-ENI-A
R1.190.1330.0	SP-COP2-ENI-P-A

Weitere Angaben siehe KATALOG oder eKatalog. Additional data see CATALOG or eCatalog.		www.wieland-electric.com eshop.wieland-electric.com	
ja/yes <input checked="" type="checkbox"/> Stoffverbots- und Deklarationsliste nach WN 5020.010 ist einzuhalten. Conformity with Wieland document WN 5020.010 e (list of prohibited / declarable hazardous substances) to be declared!			
Freitoleranz nach General tolerance	CAD-Zeichnung, keine manuellen Änderungen CAD drawing, no manual modifications allowed	1. Verwendung: First Use:	Blatt: Sheet:
	Werkstoff / Material	2015 Tag/Date	Name
	Maßstab/Scale	gezeichnet drawn	27.01. Kötzner
	geprüft checked		
	Normgepr. Stand. check		
	Datei / File: D41581A/R1.190.1110.0_01K.DCD	Ersatz für / Replacement for:	
		Type	Benennung / Title
			Teilespezifikation / Component specification
			Schraubsteckblockklemme samosPRO SP-COP1/2
Änderung / Revision	19.07.16		
Index	Secure / Blo: Index / Sheet		

Wieland electric AG, 73446 Heilbrunn, Germany. All rights reserved. Reproduction, translation, copying, distribution, or any other use of this document is prohibited without the express written permission of Wieland electric AG.

A
1
2
3
4
5
6
7
8
9
10
11
12
13
14
15
16
17
18
19
20
M1
M2
M3
L
G
i
1.
12.1
1.1