



SAFEMASTER S

DOLD 

Speed and standstill monitor UH 5947 - More than just drive monitoring

Regardless of whether the set-up operation must be monitored safely, protection via speed limitation is needed or a safety gate is released after detection of standstill - the **speed and standstill monitor UH 5947** of the **SAFEMASTER S** series is the right choice for your application.

The device can be operated via the 4 buttons on the front and the LCD display, thus enabling simple parameterisation. For example, the encoder type, speed limits per operating mode and delay times can be flexibly adapted to your application. During operation, the current speed values can be read directly at any time, which in particular makes commissioning easier. To prevent manipulation, the configuration can be protected against unintentional changes by means of a parameter lock after commissioning. For multiple use, the configuration can easily be transferred from unit to unit via interface. The device status or the current speed can further be processed by a control system via a semiconductor signal output.

The speed and standstill monitor UH 5947 covers the combined application of encoder signals and PNP or NPN sensors. Alternatively, NAMUR sensor technology can be used as a device variant. The device can be used in temperature ranges from -20 to +60 degrees Celsius and up to heights of 4000 metres.

Advantages and customer benefits

- ▶ Controllable operating mode selection via input terminals
- ▶ Safety gate monitoring and solenoid control possible
- ▶ Feedback from drives through encoders and/or sensors
- ▶ Simple retrofitting into existing drive concepts by switching to encoders
- ▶ Monitoring of slip and shaft breakage through configurable speed ratio of the channels

Our experience. Your safety.

Speed and standstill monitor UH 5947

Technical features

- ▶ Separate speed limits for standstill, set-up and automatic operation
- ▶ SIN / COS, TTL and HTL encoders can be used
- ▶ Use of standard encoders possible
- ▶ Manipulation-proof due to parameter lock and change logging
- ▶ Screw, cage clamp or twin cage clamp terminals
- ▶ Approvals: TÜV, UL, CCC

Safety related data

Cat. 4 / PL e acc. to DIN EN ISO 13849-1
SIL CL 3 acc. to EN 62061 and SIL 3 acc. to IEC EN 61508

Dimensions in mm (H x W x D)

90 x 45 x 121

Order information

Standard type: UH5947.04 PS/61 DC 24 V
Item number: 0063476

Functions

Input: Flexible parameterisation of the sensor signals

Encoder



- SIN/COS
- TTL
- HTL

Sensors



- PNP
- NPN
- NAMUR

Combination



- Combination of encoder with sensors

Logic: Simultaneous monitoring

Standstill



Speed



Safety gate



Output: Evaluation and control

Standstill



Speed



Signal outputs



Further information

UH 5947

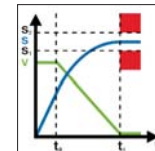
Start

www.dold.com

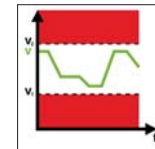


Speed and standstill monitor
UH 5947

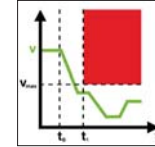
Safety functions acc. to IEC 61800-5-2



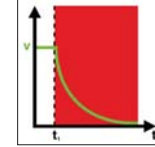
Safe Operating Stop (SOS)



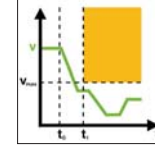
Safe Speed Range (SSR)




Safely-Limited Speed (SLS)



Safe Torque Off (STO)



Safe Speed Monitor (SSM)



Safe Door Locking (SDL)¹

1) Not defined in EN 61800-5-2

DOLD

E. Dold & Söhne GmbH & Co. KG
Bregstraße 18 • D-78120 Furtwangen
T +49 7723 654-0 • F +49 7723 654-356
dold-relays@dold.com • www.dold.com